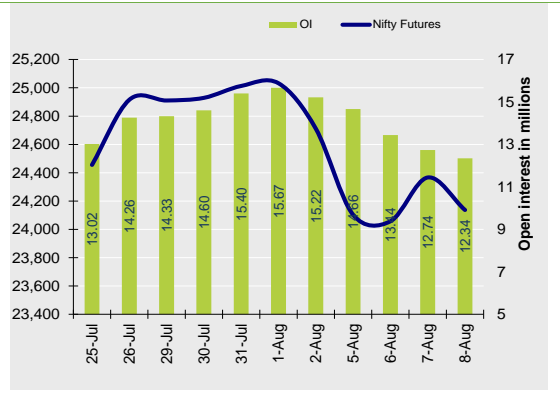


Nifty Snapshot

	Close	Prv Cl.	Ab chg	% chg
Spot	24,117.00	24,297.50	-180.50	-0.74
Futures	24,136.55	24,366.45	-229.90	-0.94
OI(mlshr)	12.34	12.74	-0.39	-3.09
Vol (lots)	376292	331278	45014	13.59
COC	19.55	68.95	-49.40	-71.6
PCR-OI	1.04	0.88	0.16	17.8

Nifty Futures Price v/s OI



Institutional Activity in previous trading session

(in Rs cr.)	Buy	Sell	Net
Index Futures	2800.15	5743.35	-2943.20
Index Options	3582149.89	3520908.20	61241.69
Stock Futures	28479.57	38703.64	-10224.07
Stock Options	44411.32	46236.66	-1825.34
FII Cash	15,490.67	18,117.40	-2,626.73
DII Cash	11,738.64	11,161.34	577.30

Net FII Activity (in Rs cr.)

Date	Idx Fut	Stk Fut	Idx Opt	Cash
8-Aug	-2943.2	-10224.1	61241.7	-2627
7-Aug	-1032.5	3054.3	14039.8	-3315
6-Aug	-2031.2	-1308.9	46488.6	-3531
5-Aug	-2433.9	1391.3	-20355.6	-10074
2-Aug	-1394.7	-8106.6	32869.3	-3310
1-Aug	1390.2	1626.8	-40694.2	2089

Technical Pivot (Intraday):

	S2	S1	PIVOT	R1	R2
NIFTY	23955	24045	24200	24295	24450
BANKNIFTY	49685	49945	50240	50500	50790

(Price is in Rs; OI is in million units; Price chg and OI chg are in percentage) **NB RESEARCH**

Fresh Longs seen in:

Scrip	Price	Price chg	OI	OI Chg
ALKEM	5707.2	3.1	2.0	9.3
LUPIN	2058.6	2.7	13.0	8.4
MRF	140887.8	4.3	0.1	7.9

Short Covering seen in:

Scrip	Price	Price chg	OI	OI Chg
IPCALAB	1366.1	1.6	2.4	-4.9
BHARATFORG	1611.7	3.0	8.4	-4.2
TRENT	5652.2	2.7	3.0	-4.2

Fresh Shorts seen in:

Scrip	Price	Price chg	OI	OI Chg
GODREJCP	1449.4	-2.8	8.9	13.8
JKCEMENT	4205.9	-1.7	0.8	8.9
SHREECEM	24241.8	-3.9	0.3	7.0

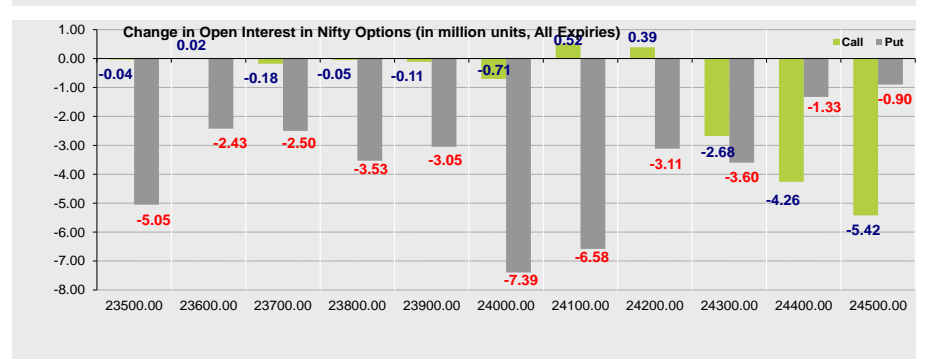
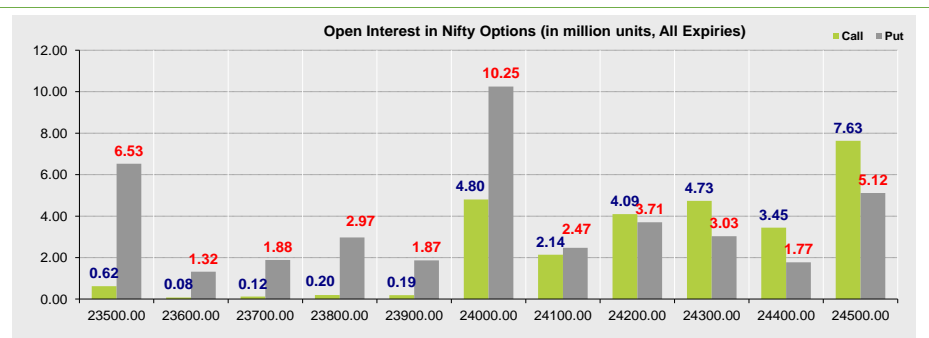
Long Unwinding seen in:

Scrip	Price	Price chg	OI	OI Chg
CHAMBLFERT	514.3	-1.3	12.2	-12.1
APOLLOTYRE	510.6	-0.7	14.0	-12.0
FINNIFTY	22852.1	-0.2	0.1	-8.2

Summary

- Indian markets closed on negative note where selling was mainly seen in Metals, IT, Oil & Gas sectors. Nifty Aug Futures closed at 24136.55 (down 229.90 points) at a premium of 19.55 pts to spot.
- FII's were net sellers in Cash to the tune of 2626.73 Cr and were net sellers in index futures to the tune of 2943.20 Cr.
- India VIX increased by 2.67% to close at 16.60 touching an intraday high of 17.23.

Open Interest in Nifty Options:



- The above second chart shows previous trading day's change in Nifty options where Liquidation in OI were seen in 24000, 24100, 24200, 24300 strike Puts and at 24500, 24400, 24300 strike Calls indicating market is likely to remain range bound in the near term.
- Highest OI build-up is seen at 24500 strike Calls and 24000 strike Puts, to the tune of 7.63mn and 10.25mn respectively.

Outlook on Nifty:

Index is likely to open on a gap up note today and is likely to remain range bound during the day.

NIFTY50 Options OI (CE OI = Resistance) (PE OI = Support)			
Symbol	Highest CE OI	Highest PE OI	CMP
ADANI PORTS	1600	1500	1525
ADANI ENT	3200	3200	3185
ASIAN PAINT	3200	3000	3016
AXIS BANK	1200	1100	1140
BAJAJ-AUTO	10000	9000	9669
BAJAJ FINSV	1600	1500	1543
BAJ FINANCE	7000	6600	6598
BHARTIARTL	1500	1420	1455
BPCL	360	330	339
BRITANNIA	6000	5700	5758
CIPLA	1600	1500	1573
COALINDIA	550	450	520
DIVISLAB	5000	4700	4854
DRREDDY	7000	6900	6940
EICHERMOT	5000	4600	4558
GRASIM	2800	2800	2554
HCLTECH	1640	1600	1565
HDFCBANK	1700	1600	1646
HDFCLIFE	720	600	711
HEROMOTOCO	5600	5000	5179
HINDALCO	650	600	613
HINDUNILVR	2800	2700	2744
ICICIBANK	1220	1150	1159
ITC	500	450	496
INDUSINDBK	1400	1300	1350

NIFTY50 Options OI (CE OI = Resistance) (PE OI = Support)			
Symbol	Highest CE OI	Highest PE OI	CMP
INFY	1900	1700	1748
IOC	185	170	171
JSWSTEEL	960	850	888
KOTAKBANK	1800	1800	1777
LT	3800	3500	3564
LTIM	5700	5000	5348
M&M	3000	2600	2689
MARUTI	13000	12000	12247
NESTLEIND	2500	2500	2494
NTPC	430	400	409
ONGC	350	300	321
POWERGRID	365	340	341
RELIANCE	3000	2900	2901
SBILIFE	1800	1600	1710
SBIN	900	800	809
SUNPHARMA	1780	1700	1738
TATA CONSUM	1200	1214.9	1180
TATA MOTORS	1200	1100	1041
TATASTEEL	170	150	151
TCS	4400	4200	4181
TECHM	1560	1440	1472
TITAN	3500	3300	3303
ULTRACEMCO	12000	11000	11271
UPL	600	500	548
WIPRO	600	500	488

Derivative Recommendations:

Stock Name	Call (Buy/Sell)	Entry price	Targets	Stop Loss	Duration	Status
HINDUNILVR 2800CE	Buy	39	65	25	1-2 Days	Open
NIFTY FUT	Sell	24330.2	23930	24520	1-2 Days	Open
BANKNIFTY Future	Buy	50470	51200	50470	Positional	Open

FROM THE EQUITY DERIVATIVE DESK:

NIRAV HARISH CHHEDA
AVP - DERIVATIVES AND TECHNICAL RESEARCH
E-Mail: nirav.chheda@nirmalbang.com
Tel no: 6273-8199/8000

AMIT BHUPTANI
SNR.DERIVATIVES AND TECHNICAL RESEARCH ANALYST
E-Mail: amit.bhuptani@nirmalbang.com
Tel no: 6273-8242/8000

DISCLOSURES

Research Reports that are published by Nirmal Bang Securities Private Limited (hereinafter referred to as "NBSPL") are for private circulation only. NBSPL is a registered Research Analyst under SEBI (Research Analyst) Regulations, 2014 having Registration no. INH000001766. NBSPL is also a registered Stock Broker with National Stock Exchange of India Limited, BSE Limited, Metropolitan Stock Exchange of India Limited, Multi Commodity Exchange of India Limited, National Commodity and Derivative Exchange Limited and Indian Commodity Exchange Limited in cash and Equity and Commodities derivatives segments.

NBSPL has other business divisions with independent research teams separated by Chinese walls, and therefore may, at times, have different or contrary views on stocks and markets.

NBSPL or its associates have not been debarred / suspended by SEBI or any other regulatory authority for accessing / dealing in securities Market. NBSPL, its associates or analyst or his relatives do not hold any financial interest (Except Investment) in the subject company. NBSPL or its associates or Analyst do not have any conflict or material conflict of interest at the time of publication of the research report with the subject company. NBSPL or its associates or Analyst or his relatives may or may not hold beneficial ownership of 1% or more in the subject company at the end of the month immediately preceding the date of publication of this research report.

NBSPL or its associates / analyst has not received any compensation / managed or co-managed public offering of securities of the company covered by Analyst during the past twelve months. NBSPL or its associates have not received any compensation or other benefits from the company covered by Analyst or third party in connection with the research report. Analyst has not served as an officer, director or employee of Subject Company. NBSPL / analyst has not been engaged in market making activity of the subject company.

Analyst Certification: The research analysts and authors of these reports, hereby certify that the views expressed in this research report accurately reflects my/our personal views about the subject securities, issuers, products, sectors or industries. It is also certified that no part of the compensation of the analyst(s) was, is, or will be directly or indirectly related to the inclusion of specific recommendations or views in this research. The analyst(s) principally responsible for the preparation of this research report and has taken reasonable care to achieve and maintain independence and objectivity in making any recommendations.

DISCLAIMER

This report is for the personal information of the authorized recipient and does not construe to be any investment, legal or taxation advice to you. NBSPL is not soliciting any action based upon it. Nothing in this research shall be construed as a solicitation to buy or sell any security or product, or to engage in or refrain from engaging in any such transaction. In preparing this research, we did not take into account the investment objectives, financial situation and particular needs of the reader.

This research has been prepared for the general use of the clients of NBSPL and must not be copied, either in whole or in part, or distributed or redistributed to any other person in any form. If you are not the intended recipient you must not use or disclose the information in this research in any way. Though disseminated to all the customers simultaneously, not all customers may receive this report at the same time. NBSPL will not treat recipients as customers by virtue of their receiving this report. This report is not directed or intended for distribution to or use by any person or entity resident in a state, country or any jurisdiction, where such distribution, publication, availability or use would be contrary to law, regulation or which would subject NBSPL & its group companies to registration or licensing requirements within such jurisdictions.

The report is based on the information obtained from sources believed to be reliable, but we do not make any representation or warranty that it is accurate, complete or up-to-date and it should not be relied upon as such. We accept no obligation to correct or update the information or opinions in it. NBSPL or any of its affiliates or employees shall not be in any way responsible for any loss or damage that may arise to any person from any inadvertent error in the information contained in this report. NBSPL or any of its affiliates or employees do not provide, at any time, any express or implied warranty of any kind, regarding any matter pertaining to this report, including without limitation the implied warranties of merchantability, fitness for a particular purpose, and non-infringement. The recipients of this report should rely on their own investigations.

This information is subject to change without any prior notice. NBSPL reserves its absolute discretion and right to make or refrain from making modifications and alterations to this statement from time to time. Nevertheless, NBSPL is committed to providing independent and transparent recommendations to its clients, and would be happy to provide information in response to specific client queries.

Before making an investment decision on the basis of this research, the reader needs to consider, with or without the assistance of an adviser, whether the advice is appropriate in light of their particular investment needs, objectives and financial circumstances. There are risks involved in securities trading. The price of securities can and does fluctuate, and an individual security may even become valueless. International investors are reminded of the additional risks inherent in international investments, such as currency fluctuations and international stock market or economic conditions, which may adversely affect the value of the investment. Opinions expressed are subject to change without any notice. Neither the company nor the director or the employees of NBSPL accept any liability whatsoever for any direct, indirect, consequential or other loss arising from any use of this research and/or further communication in relation to this research. Here it may be noted that neither NBSPL, nor its directors, employees, agents or representatives shall be liable for any damages whether direct or indirect, incidental, special or consequential including lost revenue or lost profit that may arise from or in connection with the use of the information contained in this report.

Copyright of this document vests exclusively with NBSPL. Our reports are also available on our website www.nirmalbang.com